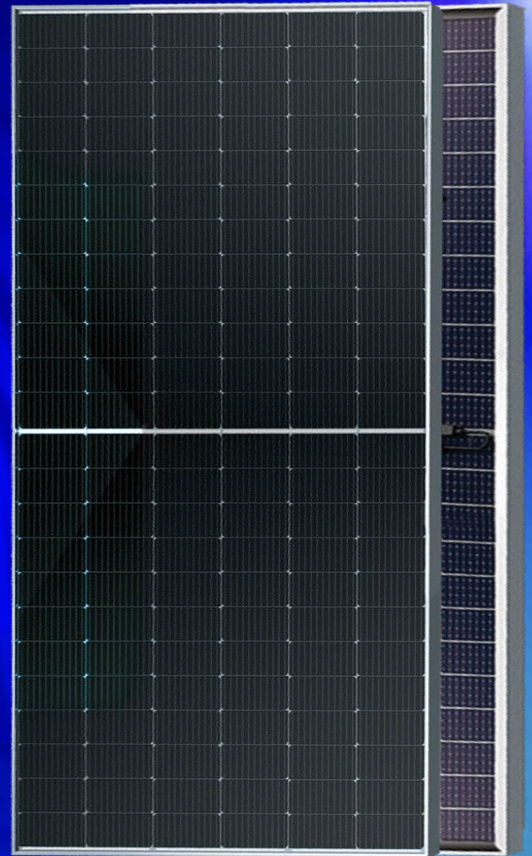










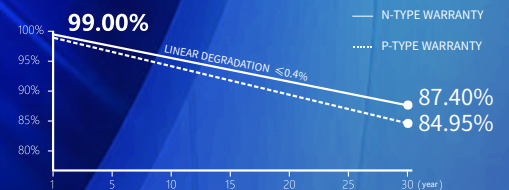



**575~595W**

**HY-NT10/72GDF**



-  Module Efficiency up to 23.0%
-  Zero LID
-  SMBB + Half-cell tech, reduce internal current loss, improve module efficiency, minimize micro-crack impacts, and improve module reliability
-  Non-destructive Slicing Tech, reduce micro-crack risk
-  Lower temperature coefficient (-0.29%/°C), lower operating temperature, increase the power generation
-  Excellent low irradiance performance, higher power output
-  85% Bifaciality rate up to 80-85%, and up to 30% power gain from back side (depending on albedo)
-  Resistant to harsh environments
-  Anti PID
-  More energy yield, lower BOS and LCOE



-  15-YEAR PRODUCT WORKMANSHIP WARRANTY
-  30-YEAR LINEAR POWER WARRANTY

**Comprehensive Products and System Certificates**

IEC 61215, IEC 61730  
ISO 9001:2015 Quality management systems  
ISO 14001:2015 Environmental management systems  
ISO 45001:2018 Occupational health and safety management systems



## Electrical performance parameters

\*STC: Irradiance 1000W/m<sup>2</sup>, Cell Temperature 25° C, AM=1.5

	575	580	585	590	595
Rated output (P <sub>mpp</sub> / Wp)	575	580	585	590	595
Rated voltage (V <sub>mpp</sub> / V)	43.56	43.75	43.95	44.15	44.34
Rated current (I <sub>mpp</sub> / A)	13.20	13.26	13.31	13.37	13.42
Open circuit voltage (V <sub>oc</sub> / V)	51.75	51.90	52.05	52.20	52.35
Short-circuit current (I <sub>sc</sub> / A)	13.95	14.01	14.07	14.13	14.19
Module efficiency	22.3%	22.5%	22.6%	22.8%	23.0%
Power tolerance	0~+5W				

NMOT: Irradiance 800W/m<sup>2</sup>, Ambient Temperature 20° C, AM=1.5, Wind Speed 1m/s

	432.9	436.6	440.7	444.9	449.5
Rated output (P <sub>mpp</sub> / Wp)	432.9	436.6	440.7	444.9	449.5
Rated voltage (V <sub>mpp</sub> / V)	40.92	41.11	41.30	41.50	41.70
Rated current (I <sub>mpp</sub> / A)	10.58	10.62	10.67	10.72	10.78
Open circuit voltage (V <sub>oc</sub> / V)	49.15	49.30	49.45	49.64	49.84
Short-circuit current (I <sub>sc</sub> / A)	11.26	11.31	11.36	11.41	11.46

## Different rear power gains (585W as an example)

Power gains P <sub>mpp</sub> / Wp	V <sub>mpp</sub> /V	I <sub>mpp</sub> /A	V <sub>oc</sub> / V	I <sub>sc</sub> /A	
5%	614	43.95	13.98	52.05	14.77
15%	673	43.95	15.31	52.05	16.18
25%	731	43.95	16.64	52.05	17.59

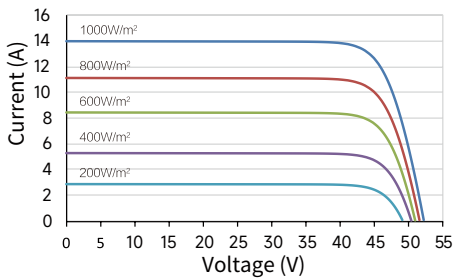
## Temperature coefficient

Temperature coefficient (P <sub>mpp</sub> )	-0.29%/°C
Temperature coefficient (I <sub>sc</sub> )	+0.043%/°C
Temperature coefficient (V <sub>oc</sub> )	-0.24%/°C
Nominal module operating temperature (NMOT)	42±2°C

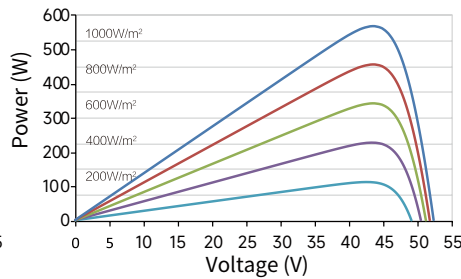
## Operating parameters

Max. system voltage (IEC)	1500V <sub>oc</sub>
Number of diodes	3
Junction box protection rating	IP 68
Max. series fuse rating	30 A
Operational temperature	-40~+85°C
Bifaciality rate	80±5%

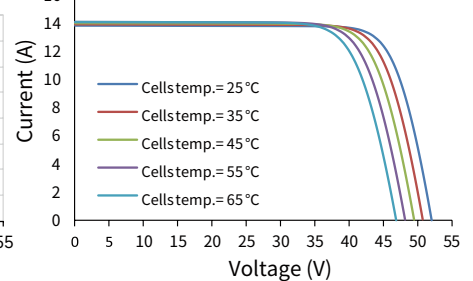
Current-Voltage (585W)



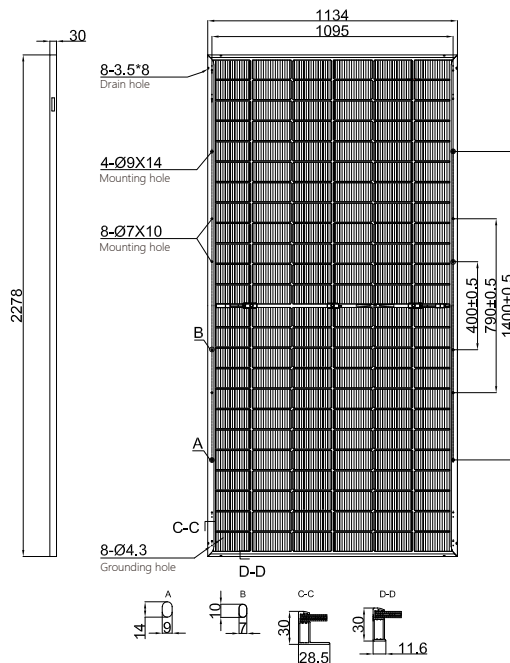
Power-Voltage (585W)



Current-Voltage (585W)



## Mechanical parameters



Outer dimensions (L x W x H)	2278 x 1134 x 30 mm
Cell	N type mono-crystalline
Number of cells	144 (6*24)
Frame Type	Aluminum, silver anodized
Glass thickness	2.0+2.0 mm
Cable length (including connector)	Portrait: (+)300 mm, (-)300 mm; Customized length
Cable cross-sectional area (IEC)	4 mm <sup>2</sup> / 12 AWG
<sup>①</sup> Maximum test mechanical load	5400Pa (front) /2400Pa(rear)
Connector type (IEC)	PV-HYC11xyz(standard)/MC4 EVO2(optional)
Module weight	32.1 kg
Packaging unit	36 pcs / box
Weight of packing unit	1215kg / box
Modules per 40' HQ container	720 pcs

<sup>①</sup> Please refer to the installation manual or contact us to confirm.  
The maximum test mechanical load = 1.5 × maximum design mechanical load.

\*The data above is for reference only and the actual data is in accordance with the practical testing. Power Measurement Tolerance ±3% under STC standard.